



2015 84



1	LME	4
2		5
3		5
4	2024	5
5		6
6		6
7		6
8		6
9		7
10	2024	7
11		8
12		8
13	2024	8
14		9
15		9
16		9
17		9
18		10
19		10
20		10
21		10
22		11
23		11
24		12
25		12
26		12
27		12
28		13
29		13
30		13
31		13
32	LME	14
33		14

7

20050 /

07

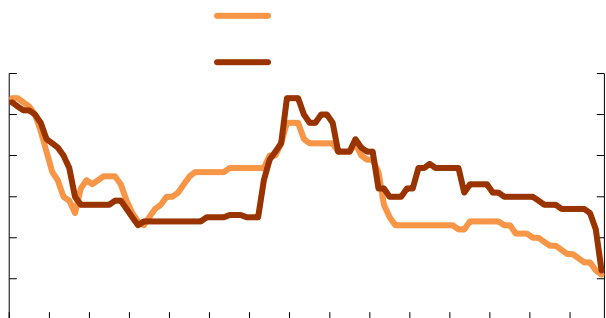
18500

SMM

	550 /	-40 /	50 /	-50
/		-100 /		
	2024 6	9.3	13.28%	7.12%
1-6	69.72	11.34%	7.1	
	5		3000 /	

-50 -100 /

2024 6	12.6	7.7%	5.6%	1-6
81.95	6.9%			



iFinD SMM

2

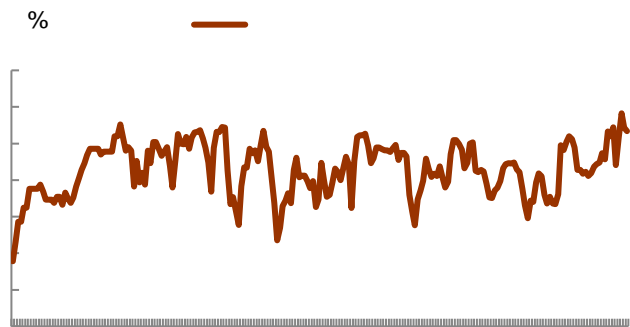
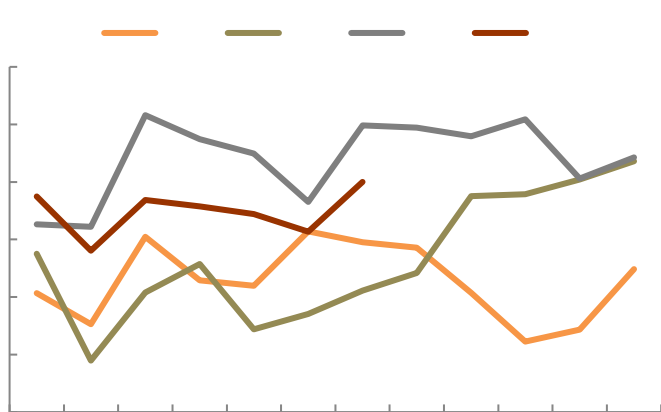
2

2

0

iFinD SMM

7
7
2
30
8
8
8
9



iFinD SMM

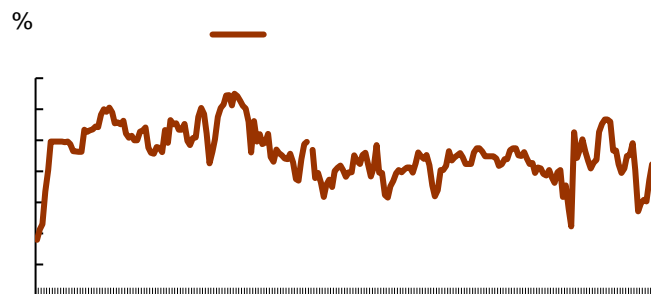
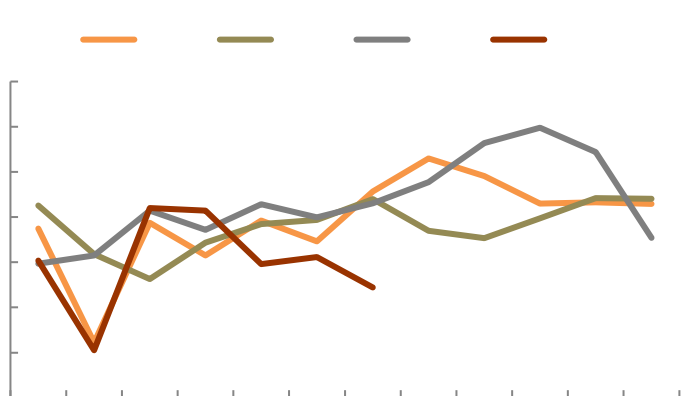
iFinD SMM

7 4

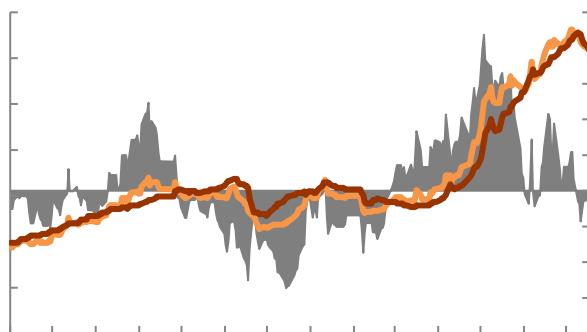
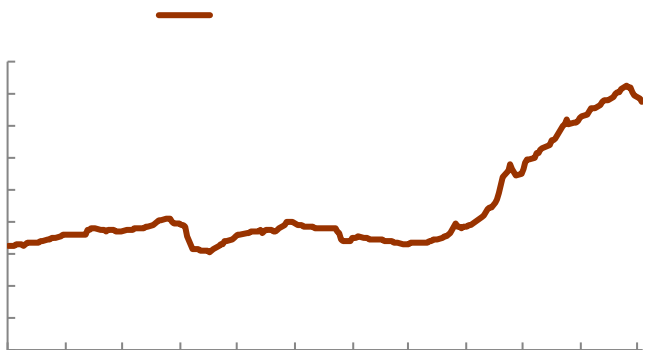
8 1

1.3-2.7%

500 /					300-500
/					
	SMM 2024 6	27.59	3.04%		13.66%
1-6	164.5	10.26%	6		
		7			
		7			3.38
24.21	8				



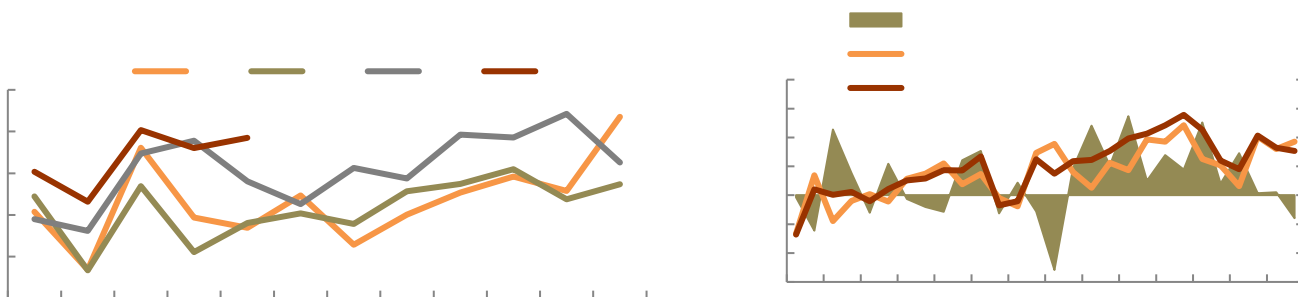
SMM iFinD



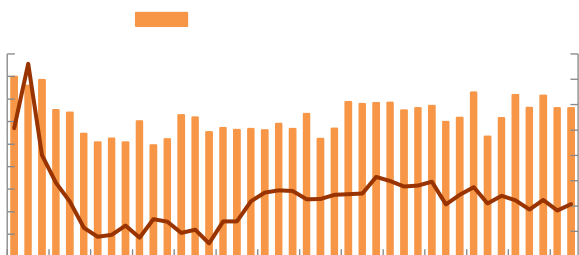
SMM iFinD

ILZSG	2024	109.26	1.14%	5.04%
1-5	534.2	3.17%		
0.2%	-12%	-5.7%	1-5	
		32,000		81,000

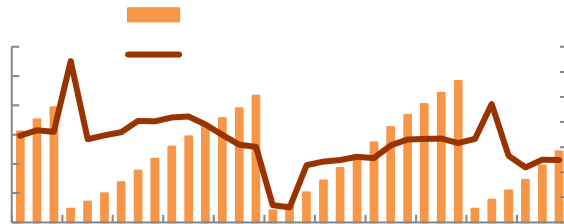
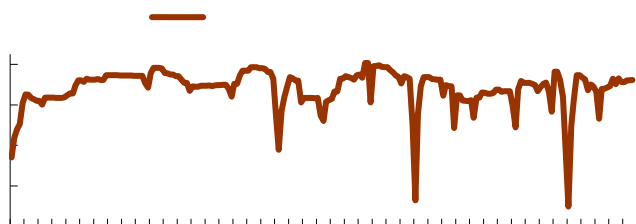
6



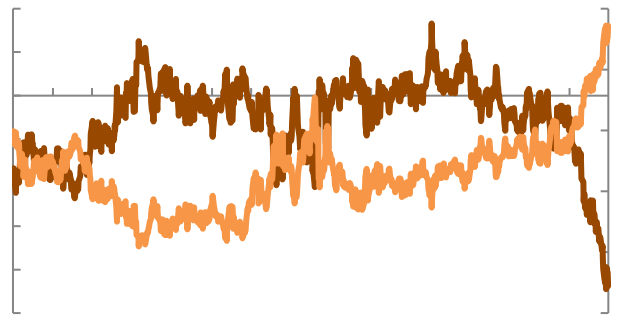
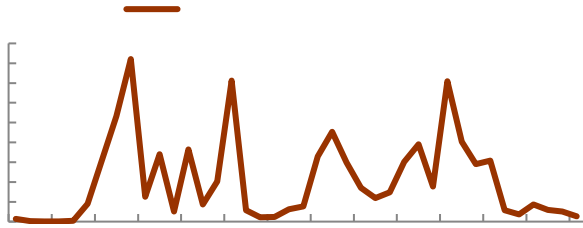
iFinD



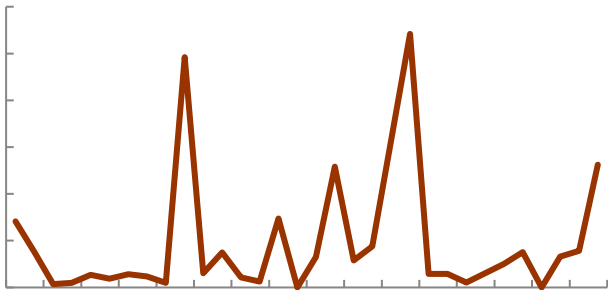
iFinD



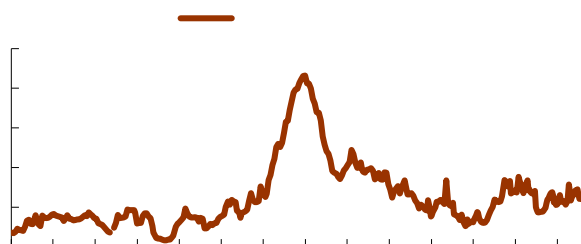
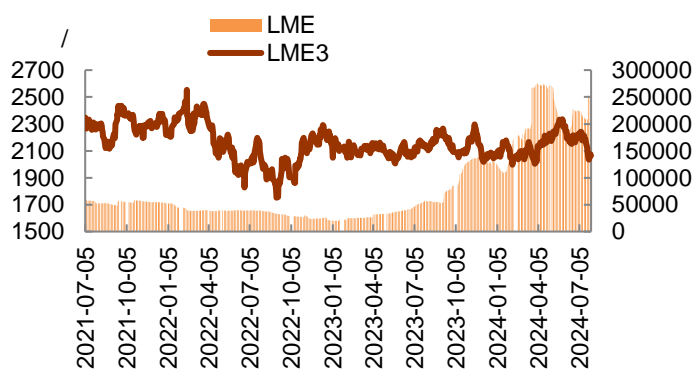
iFinD SMM



iFinD SMM



iFinD SMM



iFinD SMM

