

2015 08 17



lu.ww@jyqh.com.cn  
huang.lei@jyqh.com.cn  
021-68559999-252  
021-68559999-123

.....	4
<b>PTA</b> .....	8
.....	11
.....	15

					11960 /		12585 /
		12280 /					
					7 ANRPC		97.22
		2.95%		14.54%			
	7			18% 16.6%		11.8%	7.1%
		RU1601		12000			
			12000			12500-12800	
		PTA					4830 /
		4732 /					
					PTA		6
			65 /	PTA			PTA
PTA			PTA				
			PTA				
		PTA					
		4600		4850			PTA
		LL					
	8	14	7042	9150-9450 /			
						9300-9500 /	
			1#				
				35-40%			
						65-70%	
		PP		46		7	30
		20		20	18		22 11
			40	8	9	1	
							8 14
		8150-8400 /					
				8300-8450 /		8	

						PE	
PP						L	60
9000	PP	60		8000			
		L	8500	PP	7600		
						2160	/ 2006
/		2114	/			1285.58	
48							
							36.33%
							67.88%
MA	44.34%						
						8	
		500					59.86%
		4.4%					
		9					
		20				2100	100

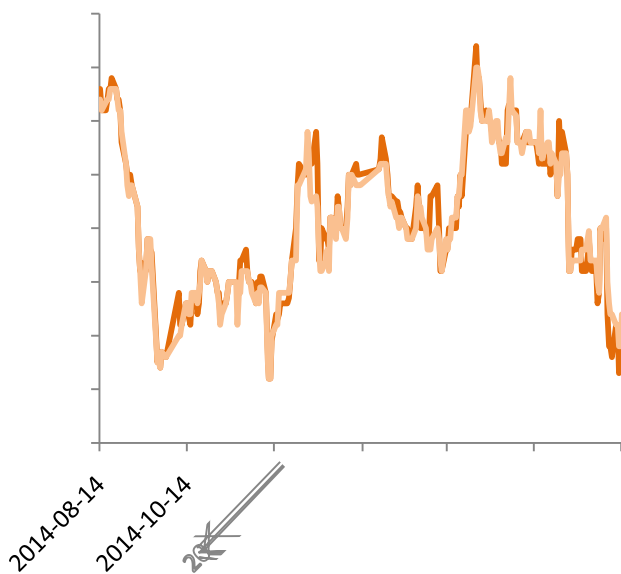


49.03 /

ANRPC		7	ANRPC	97.22	2.95%
14.54%	1-7	ANRPC	589.52	2%	7
9.7		6.59%	3.19%		

3.

4.



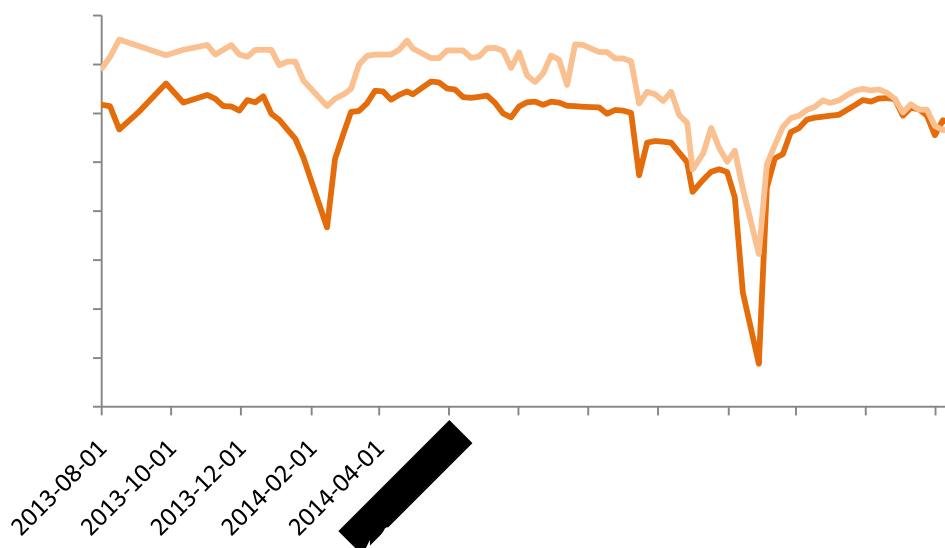
Wind

SCR5	10800 /	8	14	11200 /					
/	STR20	20	1440 /	SMR20	30	1430 /	SIR20	45	1560
40	1400 /			10	1625 /	STR20			
10	1450 /			SMR2	10	1450 /	SIR20		
10	1440 /	3L	5	1405 /					

5.

Wind							
				7	31		
7	0.41	11.08		3.84%			0.65
	8.28	8.52%		0.12	1.39		7.95%
	0.1	1.41		7.84%			
					7		151.80
	150.30		18%	16.6%			11.8%
	7.1%	1-7	1361.27	1335.33			
0.8%	0.4%				8.7	7.8	
				8	14		68.14%
		0.49%		66.68%			0.1%

6.



Wind

			11960 /	12585 /
12280 /				
			7 ANRPC	97.22
2.95%	14.54%			7
18%	16.6%	11.8%	7.1%	
	RU1601	12000		
12000		12500-12800		

## PTA

### 1. PTA

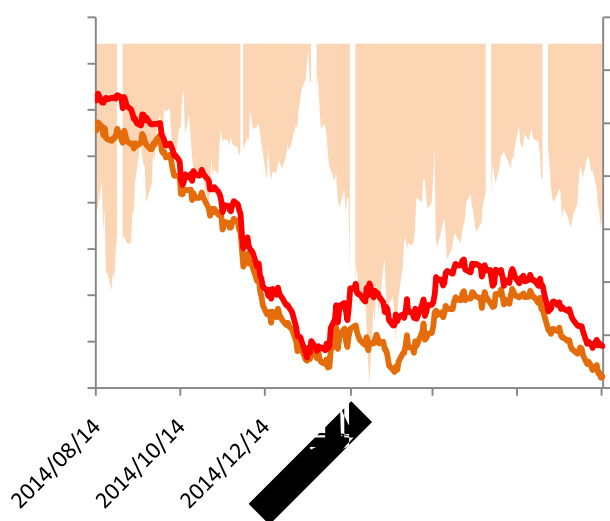
TA1601	4636	4830	4622	4732	4766	122	9441720	809186
TA1509	4524	4632	4476	4542	4570	30	939628	235458

PTA 4830 / 4732  
/ 944.17 26.24 80.92

WTI 09  
7 OPEC 3151 7 10.1  
151 3  
8 14 WTI 1.37 42.5 / Brent 0.42  
49.03 /

2.

3. PX



Wind

PX

8 14 FOB



PX 3 798 / CFR PX 3 819 / PTA  
PTA

2 75 / PTA PTA  
6 40 / PTA 8 20 1  
65 / PTA 8 18 PTA  
PTA

4. PTA

	8. 7	8. 10	8. 11	8. 12	8. 13	8. 14
PTA	4480	4530	4535	4505	4535	4545
PTA	610	615	615	610	610	610

CCF


PTA 8 14 PTA 4560-4580  
4520-4550 4530-4560  
4530-4560 630-640 600  
610

70.2%

1.7 60% 1

8 14 POY 13 FDY 16.5  
DTY 18

5. PTA



Wind

PTA 4830 / 4732  
/  
65 / PTA PTA 6 PTA PTA  
PTA 4600  
4850 PTA

1.

---

L1601      8450      8920      8395      8875

7

9150-9450

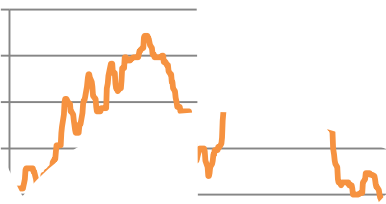
/

10

6 20

5

8 MT



PP										8	14
8150-8400 /											
8300-8450 /					8350-8400 /						
8100-8150 /											
PP	1		PP	22	/	10				2	
	20	/	PP	7			7	3			
PP	8	5		23	/		13			23	
/		4		PP	20	/	8	8		11	
	5						PP	40	/	8	
9		1	6	7						10	
14		7	20	8	8		8	11		8	
15	8	8	45								

6. L1601 k



7. PP1601 k



LL										8	14
7042											
9150-9450 /					9300-9500 /						
										1#	
										35-40%	

65-70%

	PP		46		7		30		20
		20	18			22	11		
40	8	9	1						
			8	14		8150-8400	/		
							8300-8450	/	8

		PE		PP			
L	60		9000		PP	60	8000
				L	8500	PP	7600



4



8 14 18.2  
34.5 14.5

1

8 14  
940 / 965 / 1125 /  
1075 / 1155 / 1060 / 1075 /



---

4

5.

---

Wind

