



## 金属周报

021-68555105

### 本周策略

|    |  |       |       |  |
|----|--|-------|-------|--|
| CU |  | 53000 | 51500 |  |
| ZN |  | 25800 | 26800 |  |
| PB |  | 18500 | 19600 |  |
| AU |  | 276   | 272   |  |
| AG |  | 3750  | 3650  |  |

1

2

1-5

1-4

1

### 本周视点

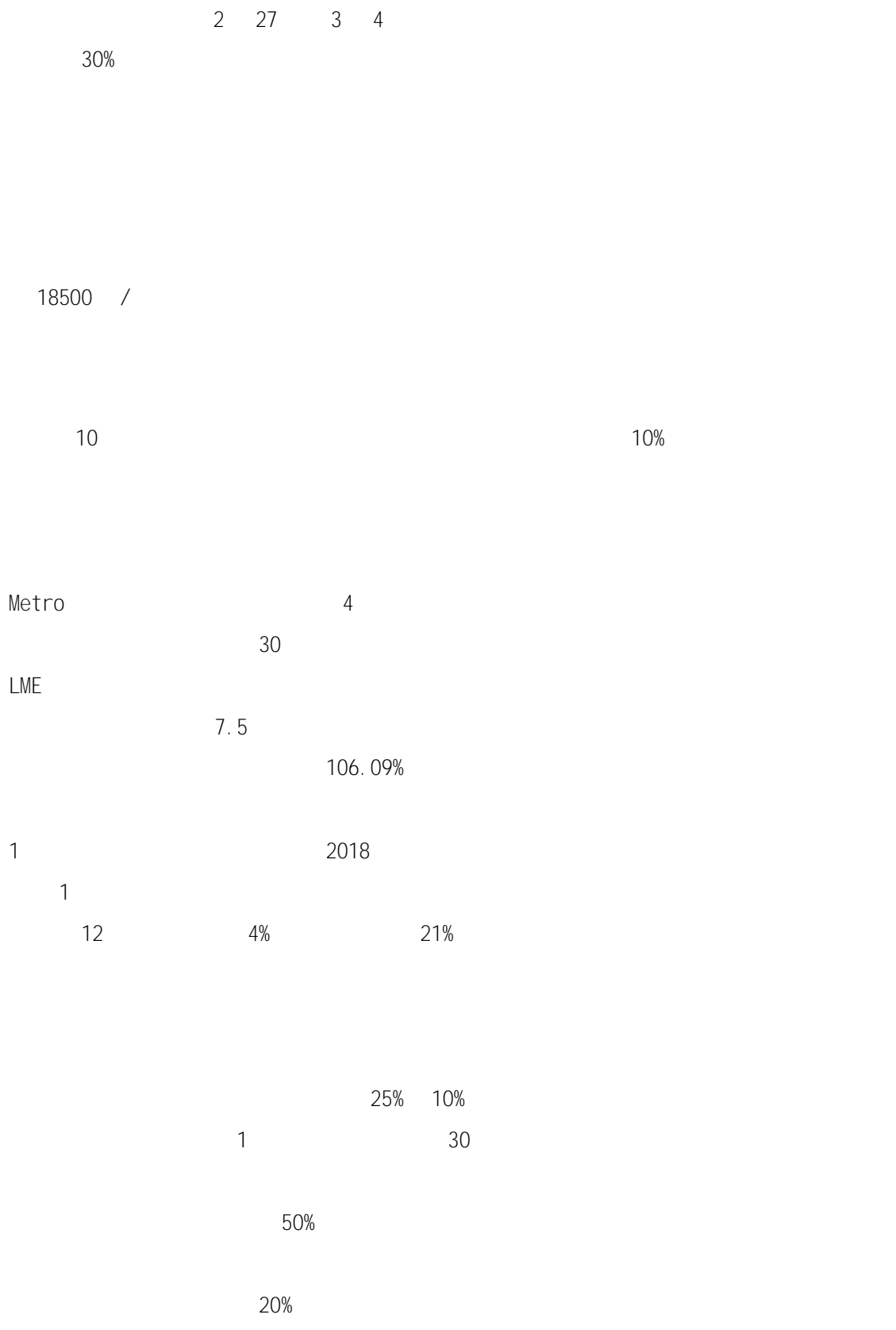
|             |         |        |       |           |         |   |
|-------------|---------|--------|-------|-----------|---------|---|
| <b>SHFE</b> | 52,540  | -1,050 | -1.96 | 411,280   | 859,790 | / |
| <b>LME</b>  | 6,917   | -194   | -2.72 |           |         | / |
| <b>SHFE</b> | 14,425  | 60     | 0.42  | 502,578   | 788,454 | / |
| <b>LME</b>  | 2,149   | 1      | 0.05  |           |         | / |
| <b>SHFE</b> | 26,260  | -300   | -1.13 | 503,136   | 425,474 | / |
| <b>LME</b>  | 3,365   | -145   | -4.13 |           |         | / |
| <b>SHFE</b> | 18,895  | -480   | -2.48 | 62,340    | 71,546  | / |
| <b>LME</b>  | 2,455   | -85    | -3.35 |           |         | / |
| <b>SHFE</b> | 102,180 | -2,770 | -2.64 | 1,082,474 | 700,012 | / |
| <b>LME</b>  | 13,485  | -255   | -1.86 |           |         | / |
| <b>SHFE</b> |         |        |       |           |         |   |

|         |             |         |               |         |         |            |
|---------|-------------|---------|---------------|---------|---------|------------|
|         |             |         |               |         | 7179    | /          |
|         |             |         |               |         | 6858.5  | /          |
|         |             |         |               | 6900    | /       | 2.73%      |
| 1.5     |             | 6       |               |         | 53980   | /          |
|         |             | 52000   | /             | 51900   | /       |            |
|         |             | 52000   | /             | 2.28%   | 5       | 86         |
|         |             | 123     |               |         |         |            |
|         |             |         |               |         | 190-110 | /          |
| 210-130 | /           |         |               |         |         |            |
|         |             |         | 1             | 503,840 | 12      | 536,643    |
| 6.3%    |             | 473,898 |               | 1       |         | 24.94%     |
| 162     | 1           |         | 13%           | 314,525 |         | 26,691     |
|         |             | 287%    | 67,111        | 1       |         |            |
|         |             | 1       |               | 28%     |         |            |
|         | Antofagasta |         | Los Pelambres | 11      |         |            |
| 6       | /           |         |               |         |         |            |
| 400     | 000         |         | Grupo Mexico  | 4.13    |         | Buenavista |
|         |             |         | Kamoa-Kakula  |         |         |            |
|         |             | 2400    | 4249          |         | 2.56%   |            |
| 2%      |             |         | 2018          |         |         |            |
|         |             | 91      |               | 2       |         | PMI        |
|         |             |         |               | 3       |         | 1          |
|         |             |         |               |         |         | 26         |

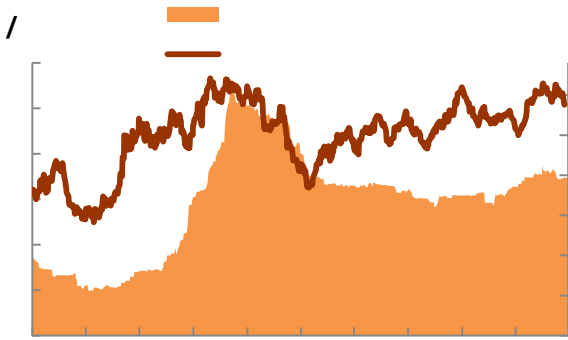
3

|         |               |          |               |         |
|---------|---------------|----------|---------------|---------|
|         |               | 1805     |               | 26770 / |
| 26260 / |               | 1375000  | 148000        |         |
| 3350 /  |               | 3364.5 / | 30.5          |         |
|         |               |          |               | /       |
| 3 15    |               |          |               | 3       |
| 2 0#    | 26040-26140 / | 1804     | 110- 130 /    |         |
|         |               | 0#       | 25980-26040 / |         |
| 20 /    |               | 1804     | 170-150 /     |         |
|         |               | 0#       | 26120-26380 / | 1804    |
| 50 /    |               | 100 /    |               |         |
|         |               | LME      |               | 3 2     |
| 27.25 / |               | 40 /     | LME           |         |
| 3 2     |               | 13.2     |               |         |
|         |               |          | 3 2           | 150551  |
|         |               | SMM      |               |         |

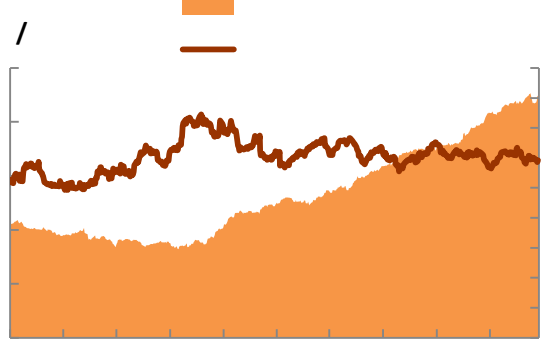
|             |      |         |         |             |
|-------------|------|---------|---------|-------------|
|             | 1    | 67,111  | 287.09% | 1           |
| 344,494     |      | 48.51%  |         | 1           |
|             |      |         | 1805    | 40          |
|             |      |         | 25800   |             |
|             | 1804 |         | 19575   | /           |
| 18895       | /    | 20.6    | 39732   |             |
|             | 2433 | /       | 2455    | /           |
|             | 3    | 2       | 18895   | /           |
|             |      |         | 1803    |             |
| 30          | /    | 18920   | /       | 1804        |
|             | 60   | /       |         | 19010-19110 |
| /           | 1804 | 150-250 | /       | 18935       |
|             |      |         |         | 1803        |
| 70          | /    | 18910   | /       | 1804        |
|             | 50   | /       |         |             |
| 18795-18815 | /    | 1803    | 70-50   | /           |
|             | YT   |         | 18805   | /           |
|             |      |         | 1803    |             |
| 60          | /    | 18795   | /       | 1803        |
|             | 70   | /       |         |             |
| 18925       | /    | SMM1#   | 25      | /           |
|             |      |         | 18950   | /           |
| SMM1#       |      |         |         |             |
|             |      |         | 18950   | /           |
|             |      |         | SMM1#   |             |
|             |      | LME     | 3       | 2           |
| 13.46       |      | 25.53%  |         | 3           |
|             |      |         |         | 1           |
| 6.25        | /    |         | 3       | 2           |
|             |      |         | 30567   |             |
|             |      | 1       | 9.28    |             |
|             |      |         |         | 15.9%       |
| 40          |      | 95%     | 266     |             |
|             |      |         | 560%    |             |



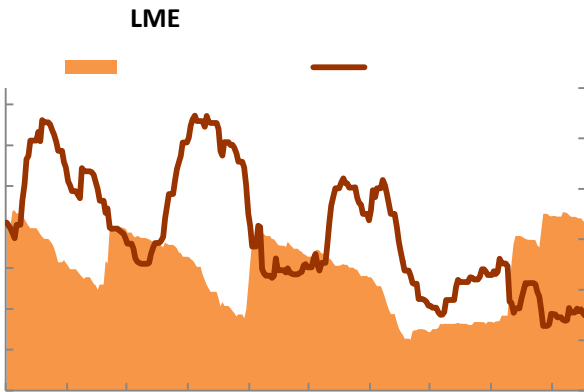




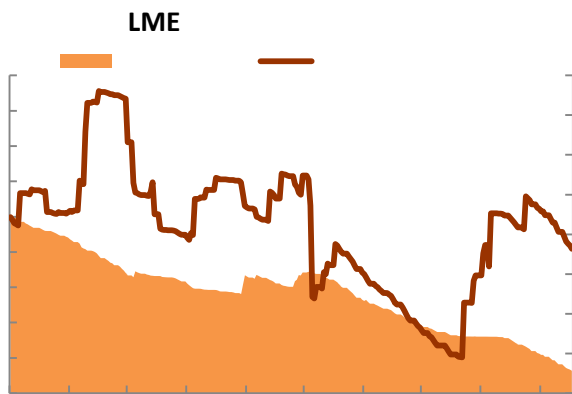
Bloomberg



Bloomberg



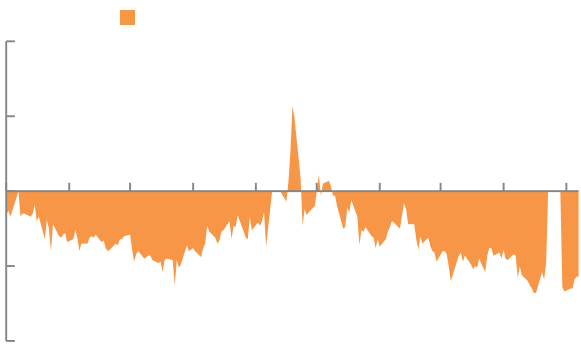
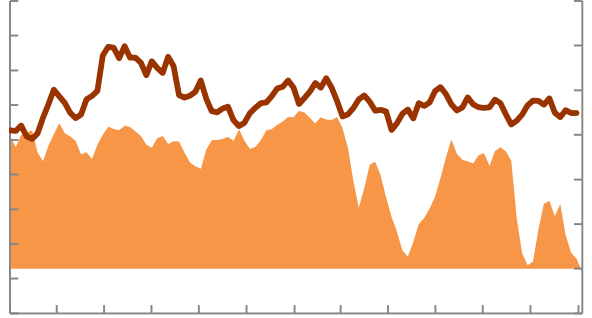
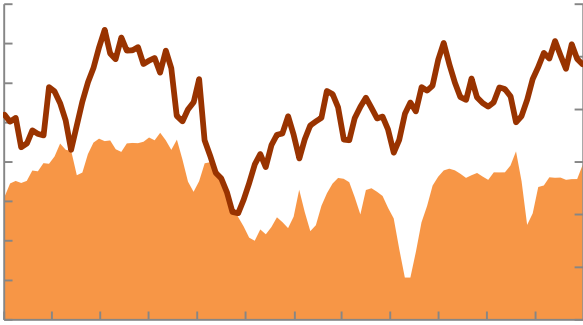
Bloomberg



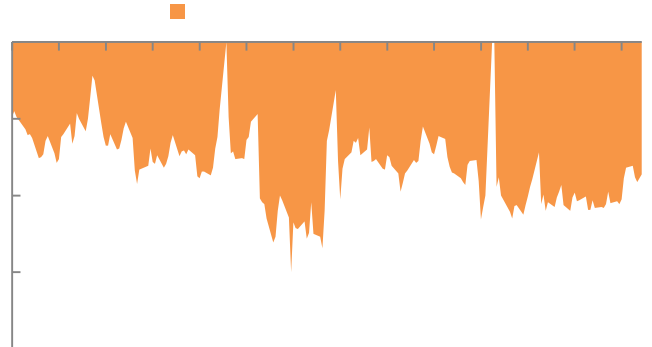
Bloomberg



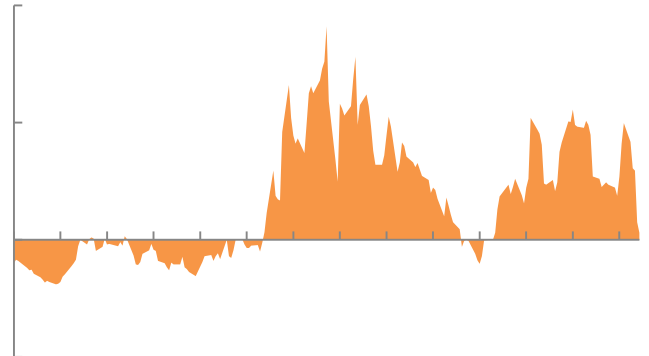
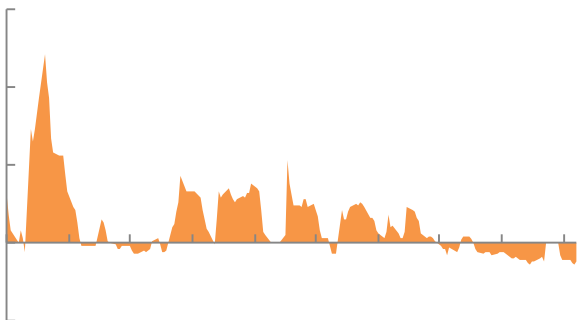




wi nd



wi nd





|       |            |   |       |        |        |        |         |      |      |
|-------|------------|---|-------|--------|--------|--------|---------|------|------|
|       |            |   | 6,871 | 51,960 | 51,733 | 6.3454 | 227     | 7.56 | 7.53 |
| ( / ) | <b>70</b>  | 1 | 6,871 | 55,300 | 51,738 | 6.3460 | 3,562   | 8.05 | 7.53 |
|       | <b>17%</b> | 2 | 6,871 | 0      | 51,738 | 6.3460 | -51,738 | 0.00 | 7.53 |
|       | <b>0%</b>  | 3 | 6,871 | 0      | 51,738 | 6.3460 | -51,738 | 0.00 | 7.53 |
|       | <b>5%</b>  | 4 | 6,871 | 0      | 51,738 | 6.3460 | -51,738 | 0.00 | 7.53 |
| ( / ) | <b>200</b> | 5 | 6,871 | 0      | 51,738 | 6.3460 | -51,738 | 0.00 | 7.53 |

Bloomberg,

|       |              |   |       |        |        |        |         |      |      |
|-------|--------------|---|-------|--------|--------|--------|---------|------|------|
|       |              |   | 3,389 | 26,060 | 26,837 | 6.3454 | -777    | 7.69 | 7.92 |
| ( / ) | <b>150.0</b> | 1 | 3,392 | 26,450 | 26,862 | 6.3460 | -412    | 7.80 | 7.92 |
|       | <b>17%</b>   | 2 | 3,388 | 0      | 26,832 | 6.3460 | -26,832 | 0.00 | 7.92 |
|       | <b>1%</b>    | 3 | 3,387 | 0      | 26,824 | 6.3460 | -26,824 | 0.00 | 7.92 |
|       | <b>5%</b>    | 4 | 3,384 | 26,320 | 26,802 | 6.3460 | -482    | 7.78 | 7.92 |
| ( / ) | <b>300</b>   | 5 | 3,380 | 26,000 | 26,772 | 6.3460 | -772    | 7.69 | 7.92 |

1. 1 2 3 4 5 6 LME 1 2
- 3 4 5 ;
2. LME 15
- 3.



DEDICATED TO THE FUTURE

400-700-0188



273  
021-68559999  
021-68550055

2603 2904  
021-68400688

3069  
A 2908  
0755-82874655

69  
1201  
0371-65613449

129  
A 2506B  
0411-84803386

1287  
A2506  
0562-5819717

