



00 - e . 0Y ¢

## 金属周报

S, 9yc;\$  
(• ± 8  
(% 021-68555105

### 本周策略

CU		51000	49500	
ZN		25000	24200	
PB		18900	18000	
AU		278	275	
AG		3730	3650	

1

2

1-5

1-4

1

### 本周视点

600

2 PCE

GDP

3

PMI

GDP

æ_	ìí®	È 9	È 9 ö	™ N ì h í	™ [ý h í	® L æ *
SHFE	50,110	-2,010	-3.86	759,144	882,978	/
LME	6,649	-241	-3.49			/
SHFE	13,765	-230	-1.64	665,544	788,542	/
LME	2,054	-29	-1.39			/
SHFE	24,670	-240	-0.96	1,102,896	493,610	/
LME	3,226	-31	-0.95			/
SHFE	18,435	-115	-0.62	119,674	82,362	/
LME	2,350	-28	-1.16			/
SHFE	97,990	-5,230	-5.07	2,268,630	796,222	/
LME	12,950	-640	-4.71			/
SHFE	276.50	5.15	1.90	236302.00	391402.00	/
COMEX	1352.90	27.90	2.11			/
SHFE	3692.00	24.00	0.65	530580.00	903718.00	/
		0.015	0.091			/

COMEX/LME

LME

/

\*100%

EX

SHFE 3

	2017	12		6623.5	/		3.49%	
								50000 /
	49670	/		9			3.86%	
					5			
								250- 220 /
	220-	130	/					
				(ICSG)			12	
	1.7	11		4.1				16.3
		15		12		213		211
12				7,000	11	2.6		
		2		44	1-2		93	2
13	1-2			33	2	27.3	54.9	
	Antofagasta						Los Pel ambres	
							Los Pel ambres	356,300
	Codelco						Mi ni stro Hal es	
		36				75%		710
				Mi ni stro Hal es	2017	215,000		
					2017		78.7	80 ,
	2018			100				
							Quel I aveco	
18.1								30
(Antai ke)				2018				
							300	2017
324.3		7.5%						2017
4.2%	2018			3.3%	1,110		4.3%	835
							3.7%	450
								600
25%								1300

5

1 30.7435

49500-50000

2 PCE  
FOMC

GDP  
3 PMI

1805 25000  
24910 / , 1.2%, 37.5 231.16 , 3048  
23.71 , , 3257 / , 28.56  
88

12.30  
1-2 95.7 2.5%

3

4

SMM

4 5000

1804 - 20 / 3 23 0# 24670-24780 /

0# 24600-24650 / 100 / 1805  
120-90 /

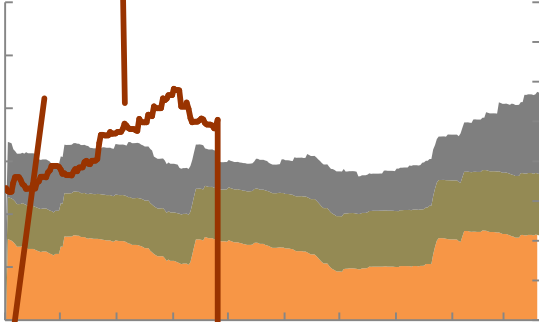
/ 1805 50 / 0# 24680-25040  
30 /

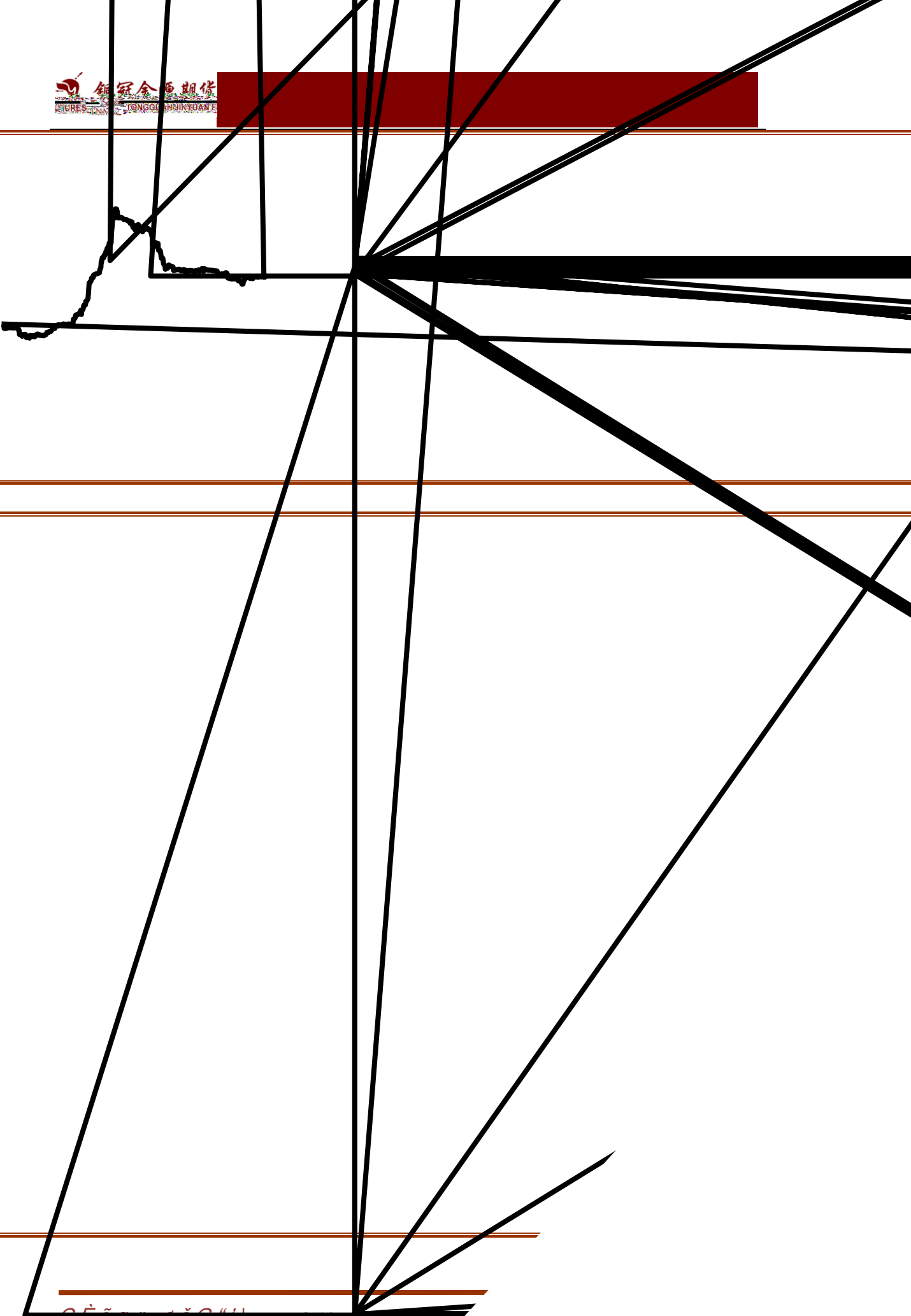
LME 23 2.5 /

	, LME	3	8	20	5350	21	
LME			23%	23			159347 1
			4				LME
			3-4				
					20		
		40					
	24600		400				
		1805			18540 /		18150 /
		18920 /			18435 /		12.7
	32.8		50446		2320-2420	/	
	2350 /		5000	11.6			
			(ILZSG)				88

18000-18900 /

2  
 BMI  
 3  
 WTO  
 Los Pelambres  
 ICSG: 2017 12 1.7  
 IAI 2 200.9  
 ERG 2025  
 18  
 337 :  
 18  
 100%  
 13.78 274%  
 2018 88 12.3  
 1 1.58  
 700

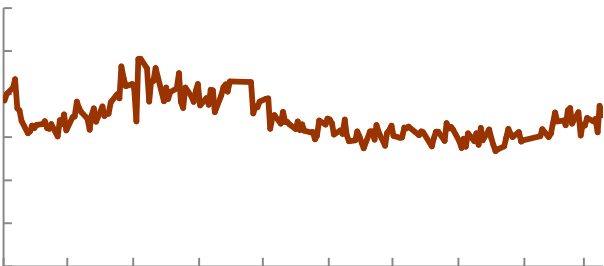
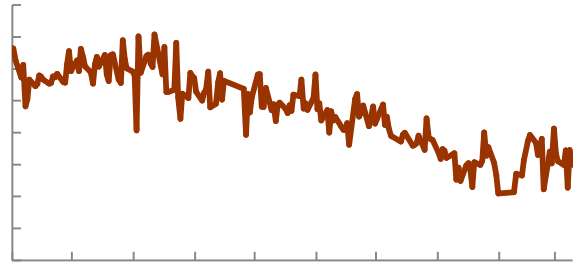
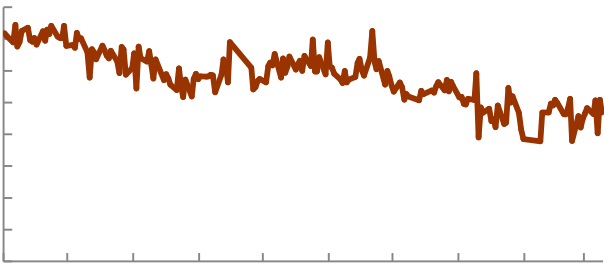
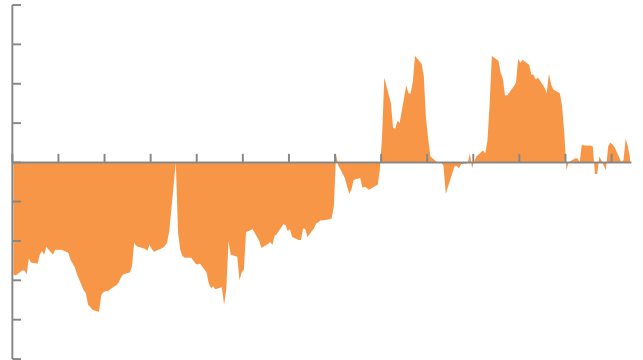
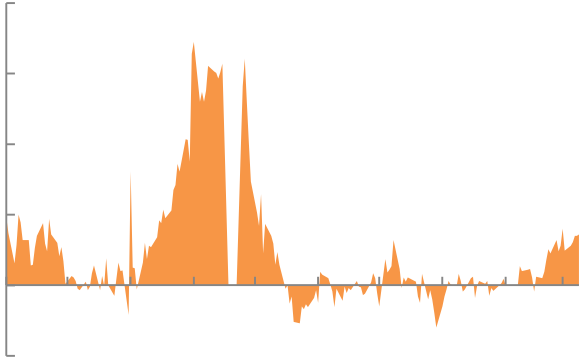










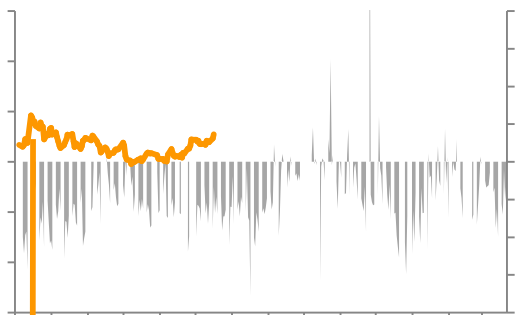


8 Y	00%	YY Y«	%®L % M u	%®L M u	)ÇN‡ M u	YYX Ñ	)Çôä M u	-•'	)Ç '
			6,636	49,820	49,776	6.3160	44	7.51	7.50
( / )	73	1	6,636	55,300	49,841	6.3243	5,459	8.33	7.51
	17%	2	6,636	0	49,841	6.3243	-49,841	0.00	7.51
	0%	3	6,636	0	49,963	6.3398	-49,963	0.00	7.53
	5%	4	6,636	0	49,963	6.3398	-49,963	0.00	7.53
( / )	200	5	6,636	0	50,243	6.3756	-50,243	0.00	7.57

Bl oomberg,

8 Y	00%	YY Y«	ê®L % M u	ê®L M u	)ÇN‡ M u	YYX Ñ	)Çôä M u	-•'	)Ç '
			3,206	24,700	25,161	6.3160	-461	7.70	7.85
( / )	125.0	1	3,211	26,450	25,231	6.3243	1,219	8.24	7.86
	17%	2	3,211	0	25,228	6.3243	-25,228	0.00	7.86
	1%	3	3,211	0	25,289	6.3398	-25,289	0.00	7.88
	5%	4	3,208	26,320	25,270	6.3398	1,050	8.20	7.88
( / )	300	5	3,205	26,000	25,386	6.3756	614	8.11	7.92

1. 1 2 3 4 5 6 LME 1 2
- 3 4 5 ;
2. LME 15
- 3.



400-700-0188



273

021-68559999  
021-68550055

300

2603 2904  
021-68400688

3069

A 2908  
0755-82874655

69

1201  
0371-65613449

129

A 2506B  
0411-84803386

1287

A2506  
0562-5819717

