2018 4 9

jytzzx@jyqh.com.cn
021-68555105

12.26

7.26

1.95

22.86%	-9.66%
22.36%	-9.23%
3.67%	-8.22%
2.20%	-6.69%
1.53%	-6.18%

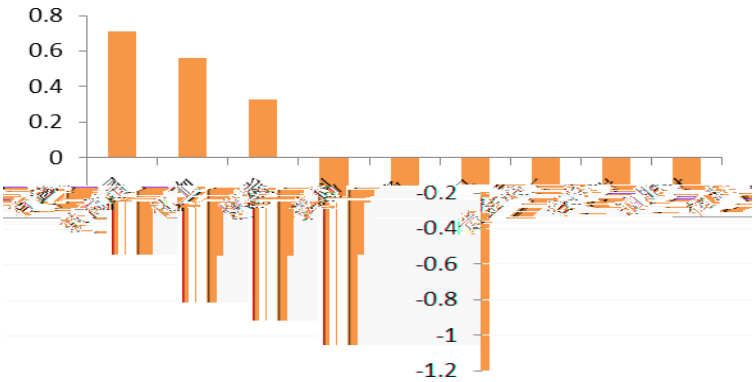
0.8
0.6
0.4
0.2
0
-0.2
-0.4
-0.6
-0.8
-1
-1.2

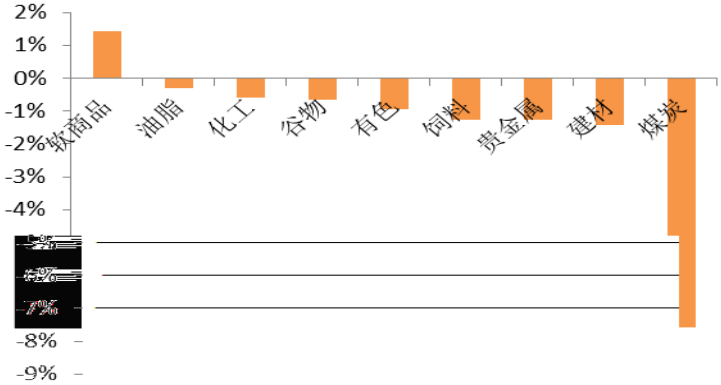
2%
1%
0%
-1%
-2%
-3%
-4%
-8%
-9%
软商品
油脂
化工
谷物
有色
饲料
贵金属
建材
煤炭

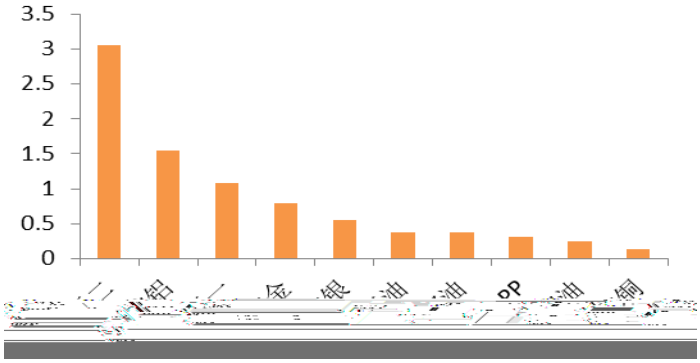
3.5
3
2.5
2
1.5
1
0.5
0
铝
金
银
油
油
PP
油
铜

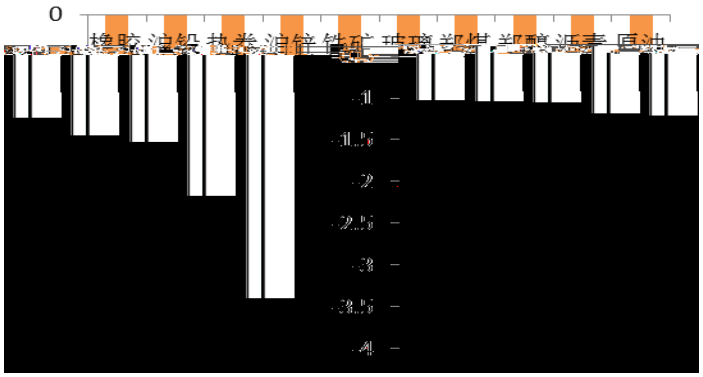
0

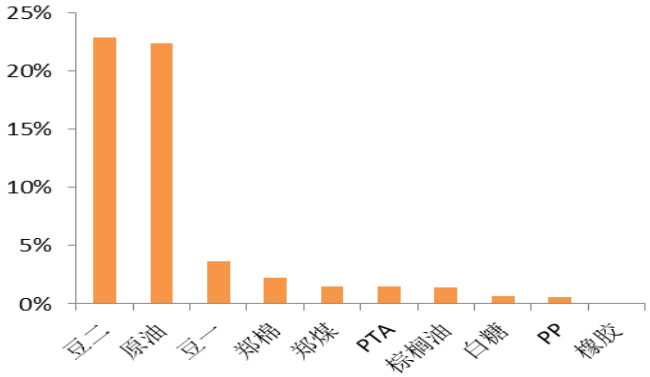
25%
20%
15%
10%
5%
0%
豆二
原油
豆一
郑棉
郑煤
PTA
棕榈油
白糖
PP
橡胶

0%
-2%
-4%
-6%
-8%
-10%
-12%
沪银 沪铅 锰硅 PVC 沥青 玻璃 硅铁 焦煤 焦炭 苹果

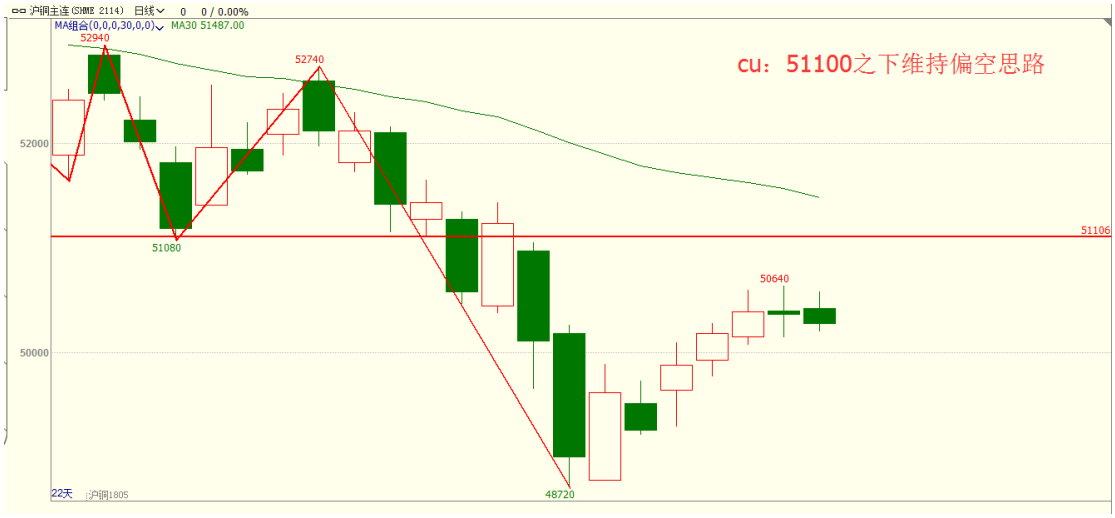
沪铜主连(SHME 2114) 日线 0 0 / 0.00%
MA组合(0,0,0,30,0,0) MA30 51487.00
52940
52740
52000
51080
51106
50640
50000
48720
22天 沪铜1805
cu：51100之下维持偏空思路

沪铝主连(SHME 2214) 日线 0 0 / 0.00%
MA组合(0,0,0,30,0,0) MA30 14059.50
14305
al：13820之上维持偏多思路
14125
13819
13800
13820
13630
20天 沪铝1805

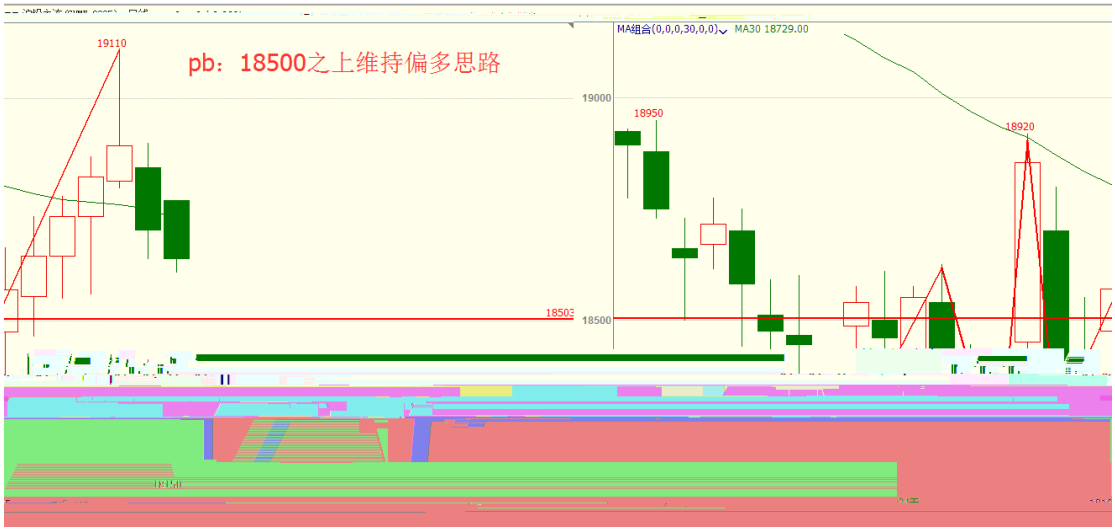
19110
pb：18500之上维持偏多思路
MA组合(0,0,0,30,0,0) MA30 18729.00
19000
18950
18920
18500

zn：25300之下维持偏空思路
26000
25000
25275
25301
24505
24585
24235
24天

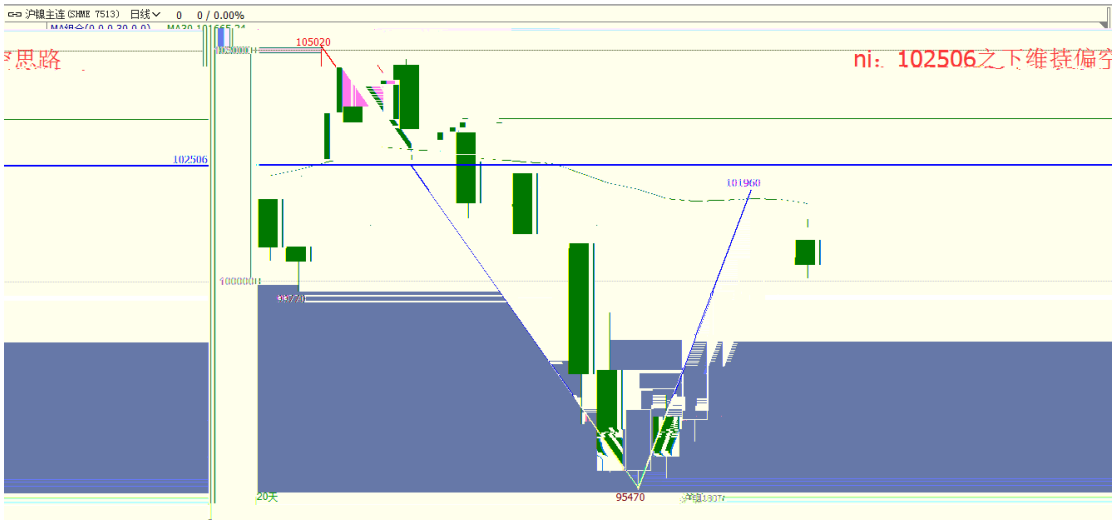
105020
102506
101960
95470
20天

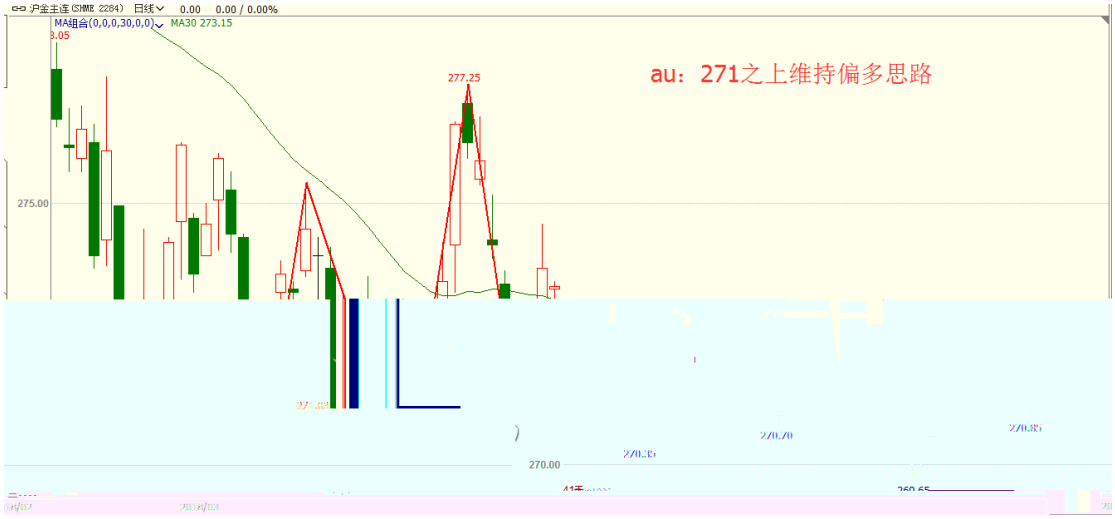
au：271之上维持偏多思路
277.25
275.00
270.00

沪银主连(SHME 2184) 日线 0 0 / 0.00%
MA组合(0,0,0,30,0,0) MA30 3674.17
3738
3736
3709
3700
3670
3596
3600
2018/03

螺纹主连(SHME 6894) 日线 0 0 / 0.00%
MA组合(0,0,0,30,0,0) MA30 3696.87
4062
4000
3841
3500
41天
32天

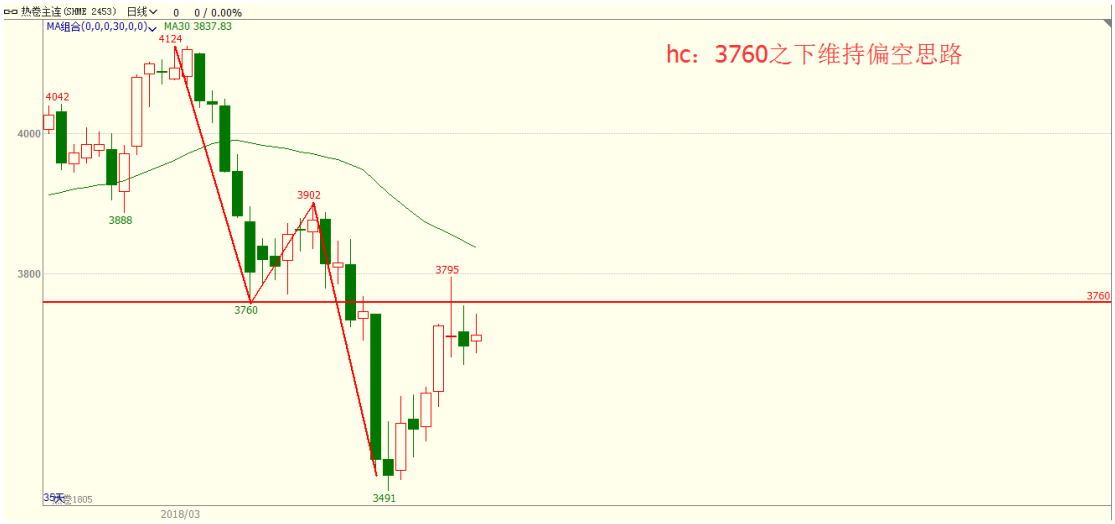
热卷主连(SHME 2453) 日线 0 0 / 0.00%
MA组合(0,0,0,30,0,0) MA30 3837.83
hc：3760之下维持偏空思路
4124
4042
4000
3888
3902
3800
3795
3760
3760
3491
2018/03

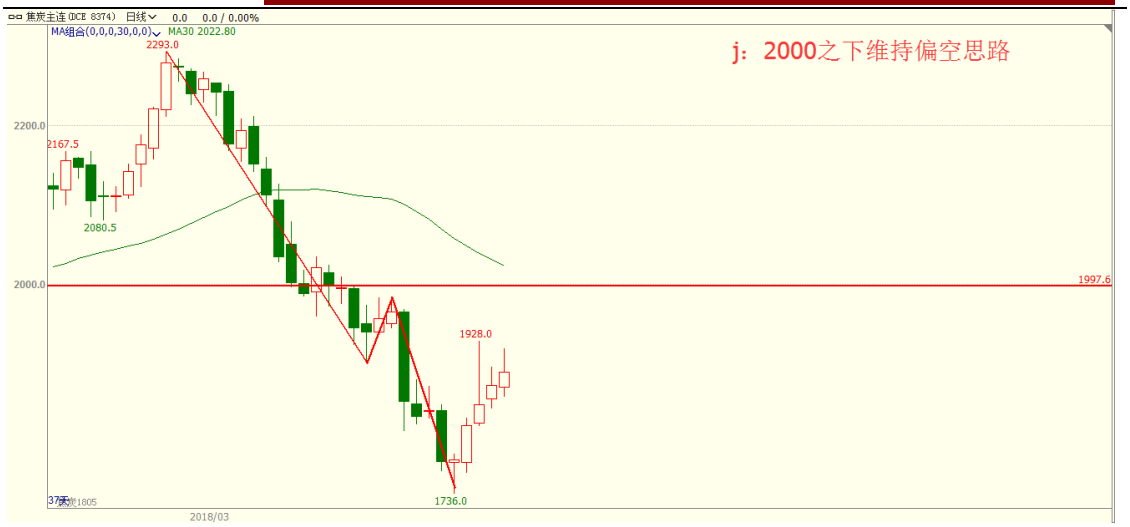
焦炭主连(DCE 8374) 日线 0.0 0.0 / 0.00%
MA组合(0,0,0,30,0,0) MA30 2022.80
j：2000之下维持偏空思路
2293.0
2200.0
2167.5
2080.5
2000.0
1997.6
1928.0
1736.0
2018/03

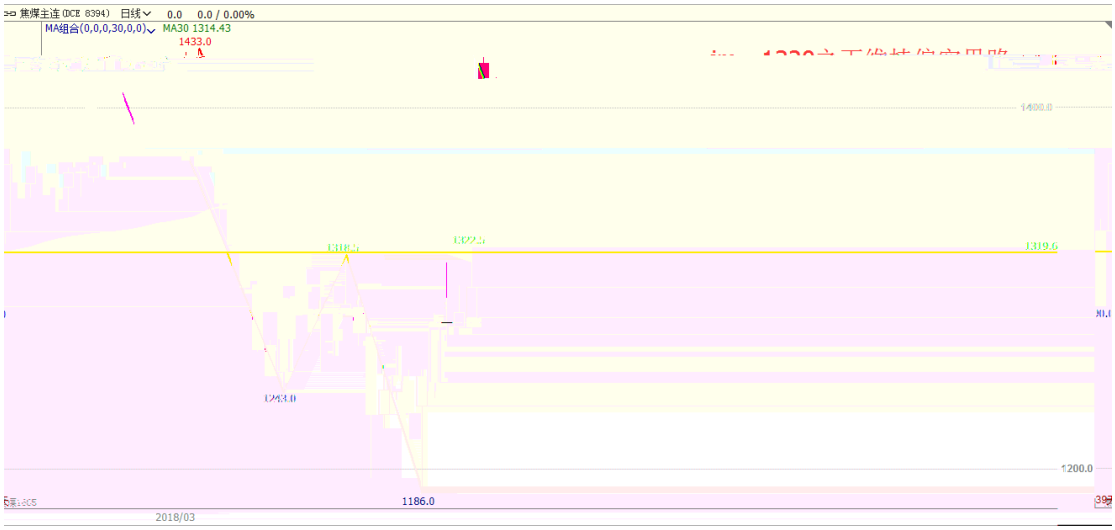
焦煤主连(DCE 8394) 日线 0.0 0.0 / 0.00%
MA组合(0,0,0,30,0,0) MA30 1314.43
1433.0
1319.6
1200.0
1186.0
2018/03

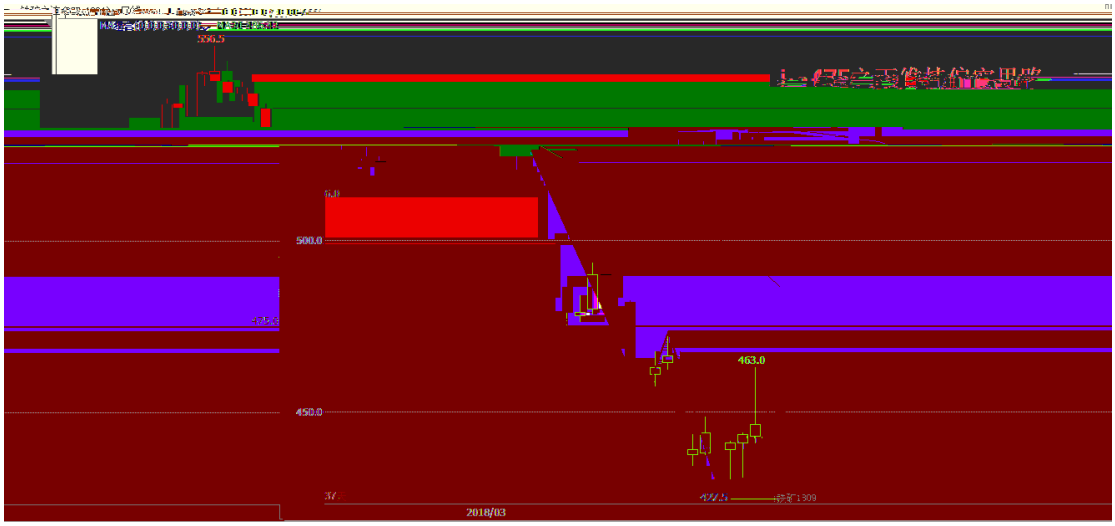
500.0
463.0
450.0
2018/03