	1.95%
	1.29%
	0.11%
	-0.48%
	-1.09%
	-1.69%
	-2.15%
	-3.61%
	-7.93%

9.26%	-13.22%

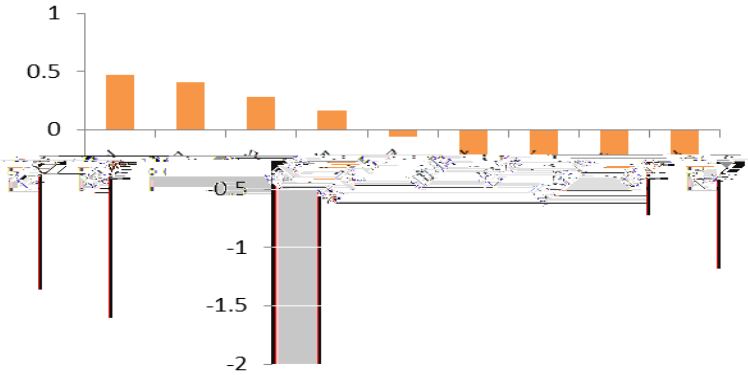
1
0.5
0
-0.5
-1
-1.5
-2

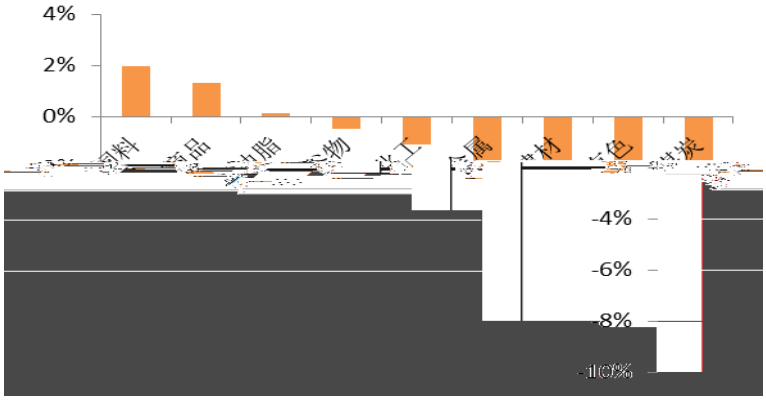
4%
2%
0%
-4%
-6%
-8%

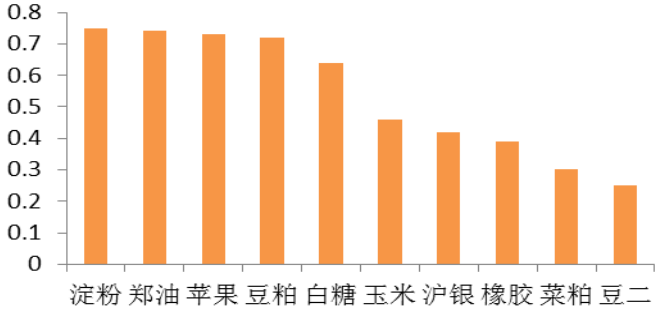
0.8
0.7
0.6
0.5
0.4
0.3
0.2
0.1
0
淀粉 郑油 苹果 豆粕 白糖 玉米 沪银 橡胶 菜粕 豆二

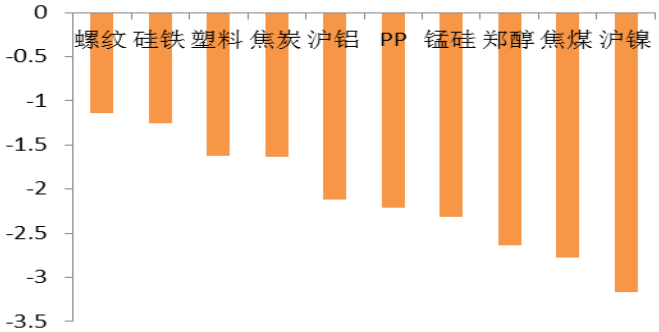
0
-0.5
-1
-1.5
-2
-2.5
-3
-3.5
螺纹 硅铁 塑料 焦炭 沪铝 PP 锰硅 郑醇 焦煤 沪镍

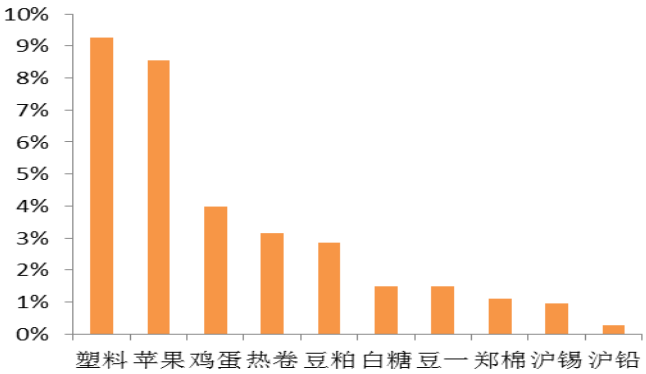
10%
9%
8%
7%
6%
5%
4%
3%
2%
1%
0%
塑料 苹果 鸡蛋 热卷 豆粕 白糖 豆一 郑棉 沪锡 沪铅

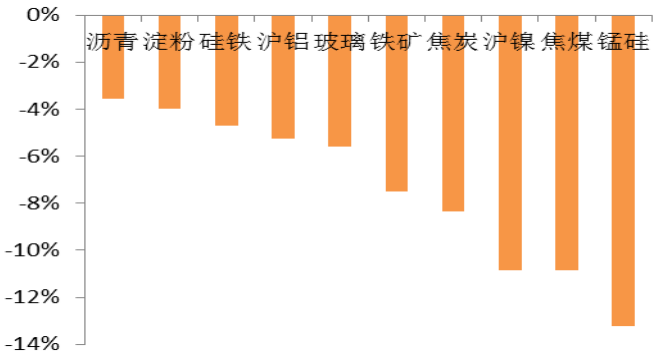
0%
-2%
-4%
-6%
-8%
-10%
-12%
-14%
沥青 淀粉 硅铁 沪铝 玻璃 铁矿 焦炭 沪镍 焦煤 锰硅

52260之下维持偏空思路
cu：5
MA组合(0,0,30,0,0,0) MA30 50963.33
54340
52213
52000
51300
52260
50000
50070
48900
58天
2018/02
2018/03
2018/04

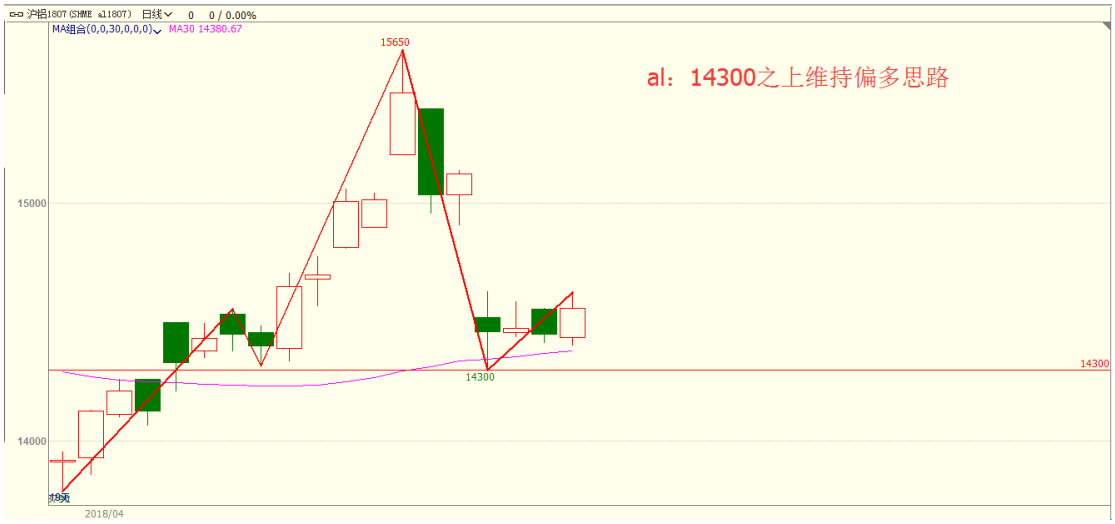
沪铝1807 (SHME al1807) 日线 0 0 / 0.00%
MA组合(0,0,30,0,0,0) MA30 14380.67
al：14300之上维持偏多思路
15650
15000
14300
14300
14000
2018/04

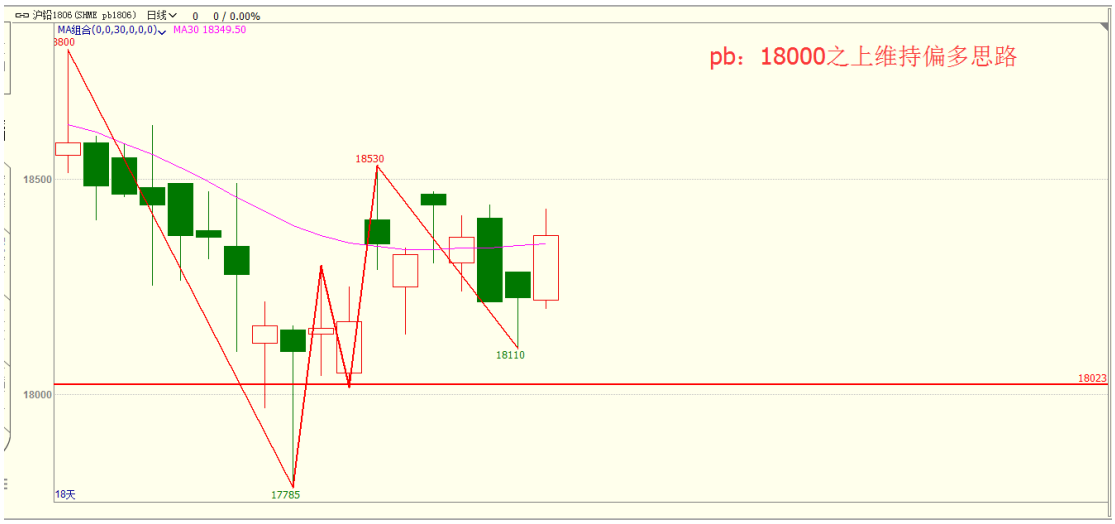
沪铅1806 (SHME pb1806) 日线 0 0 / 0.00%
MA组合(0,0,30,0,0,0) MA30 18349.50
pb：18000之上维持偏多思路
18530
18500
18110
18023
18000
17785
18天

zn：24600之下维持偏空思路
25250
24930
25000
24610
24000
23165
20天

ni：102000之上维持偏多思路
109790
105000
102016
102000
100000
96150
24天
2018/04

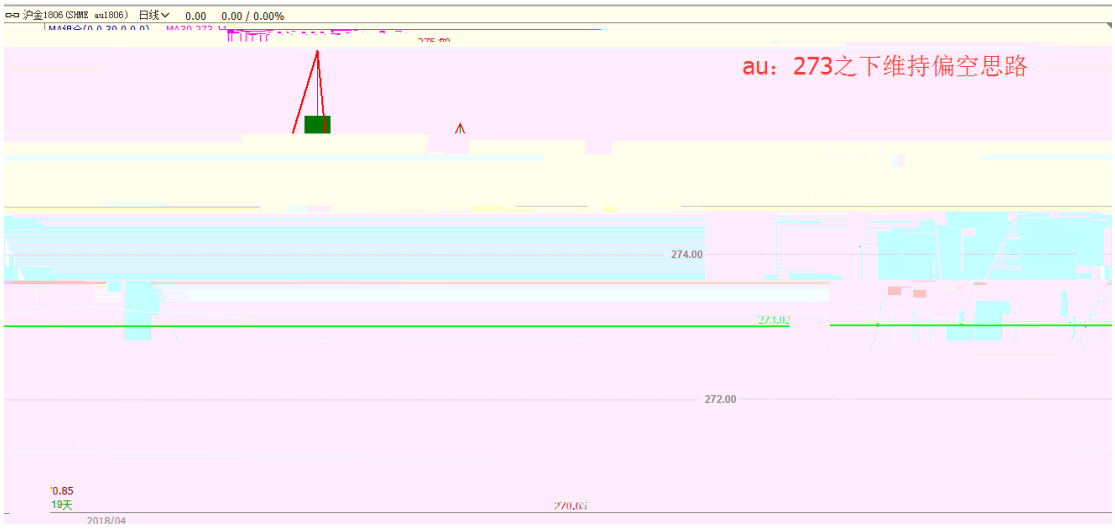
au：273之下维持偏空思路
274.00
273.02
272.00
19天
2018/04

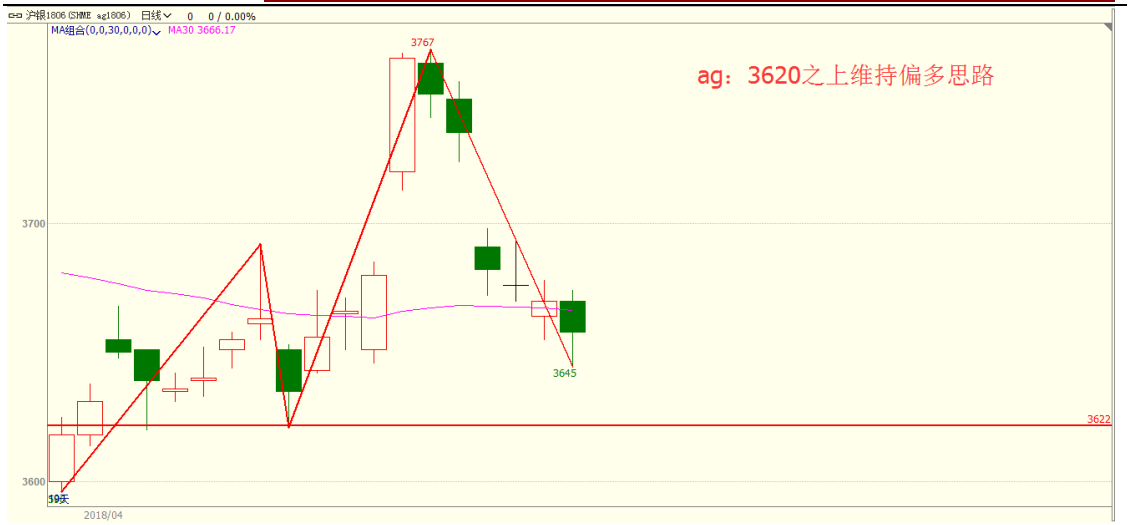
沪银1806(SHME ag1806) 日线 0 0 / 0.00%
MA组合(0,0,30,0,0,0) MA30 3666.17
3767
ag：3620之上维持偏多思路
3700
3645
3622
3600
59天
2018/04

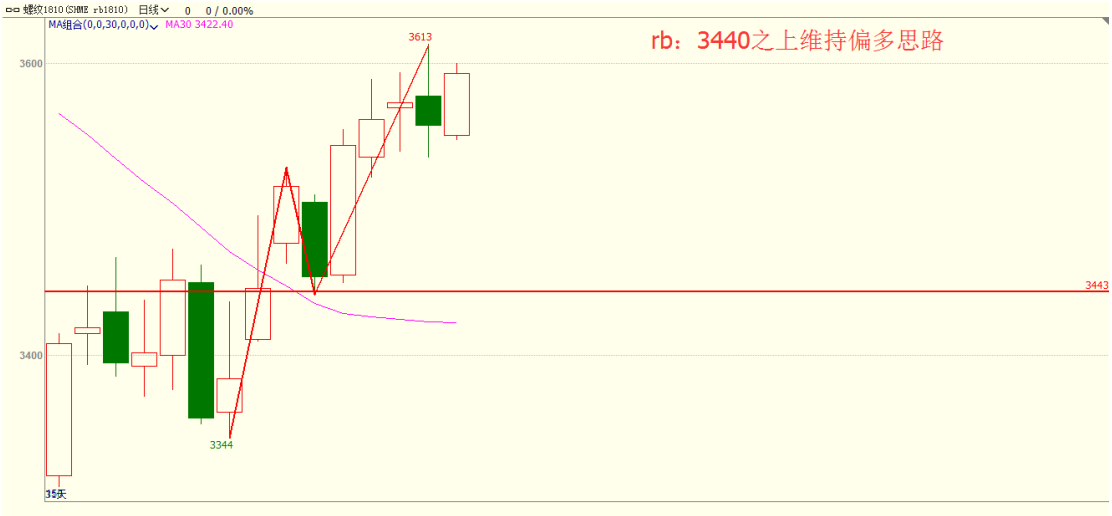
螺纹1810(SHME rb1810) 日线 0 0 / 0.00%
MA组合(0,0,30,0,0,0) MA30 3422.40
3613
rb：3440之上维持偏多思路
3600
3443
3400
3344
35天

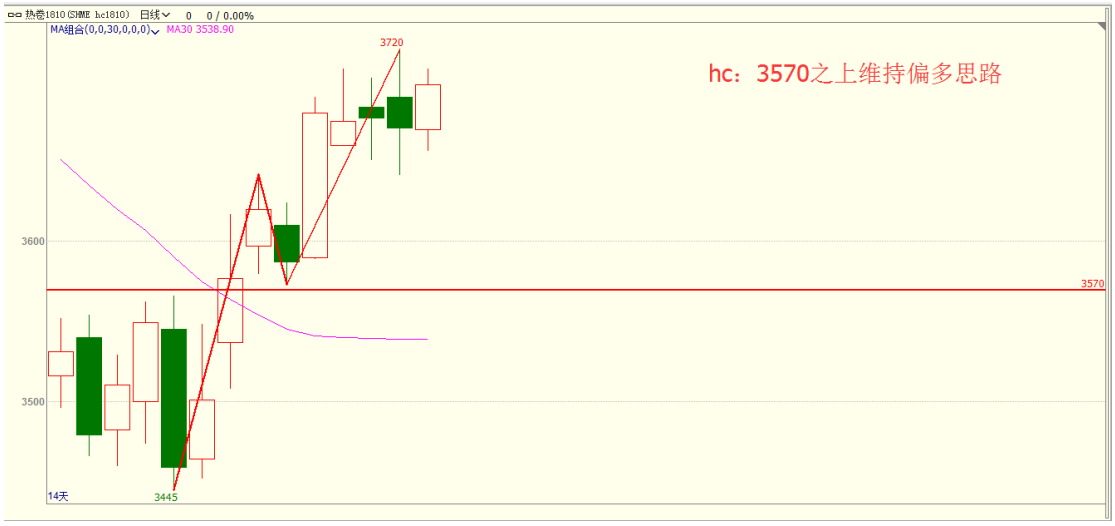
热卷1810(SHME hc1810) 日线 0 0 / 0.00%
MA组合(0,0,30,0,0,0) MA30 3538.90
3720
hc：3570之上维持偏多思路
3600
3570
3500
14天
3445

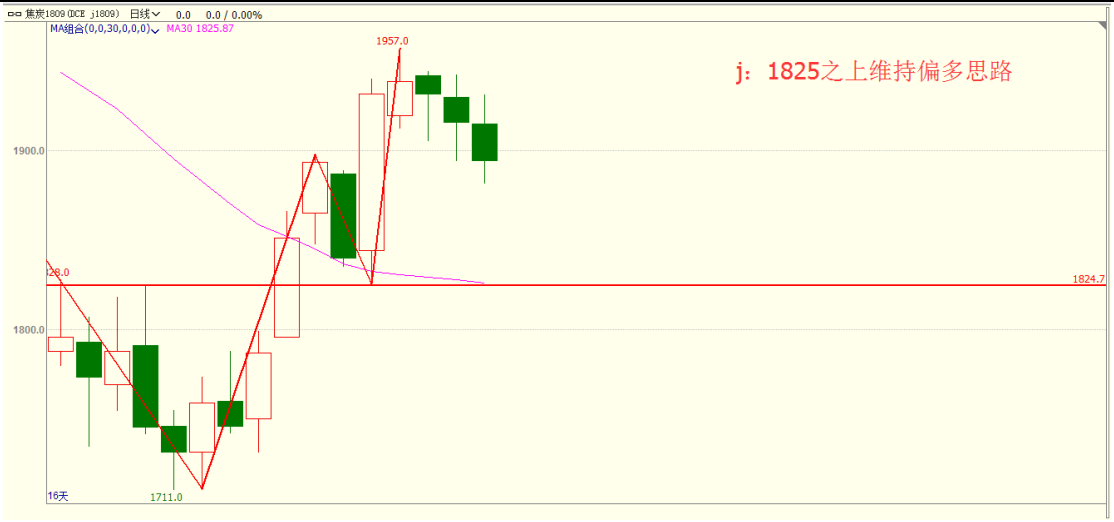
焦炭1809(DCE j1809) 日线 0.0 0.0 / 0.00%
MA组合(0,0,30,0,0,0) MA30 1825.87
1957.0
j：1825之上维持偏多思路
1900.0
1800.0
1824.7
1711.0
16天

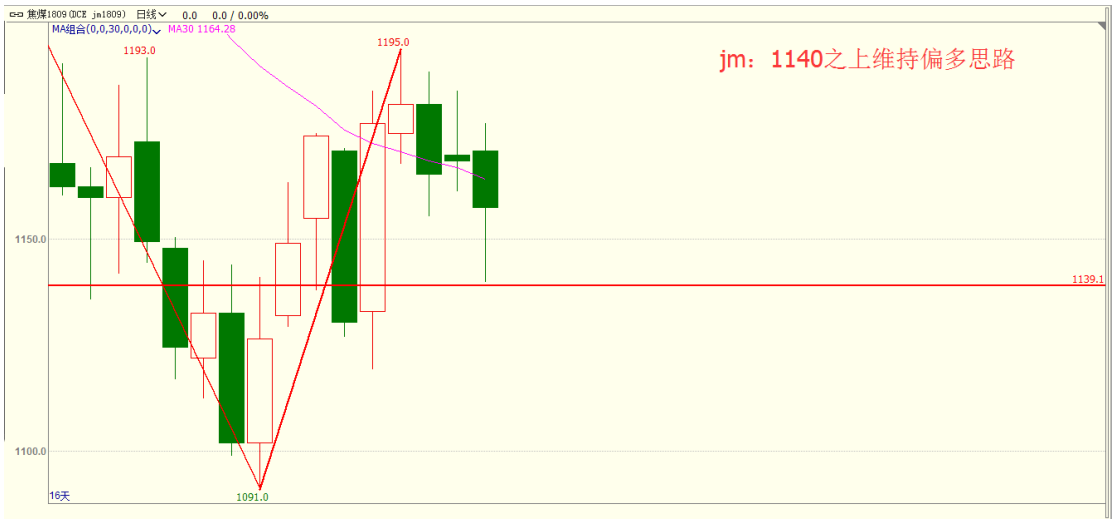
焦煤1809(DCE jm1809) 日线 0.0 0.0 / 0.00%
MA组合(0,0,30,0,0,0) MA30 1164.28
1193.0
1195.0
jm：1140之上维持偏多思路
1150.0
1100.0
1139.1
1091.0
16天

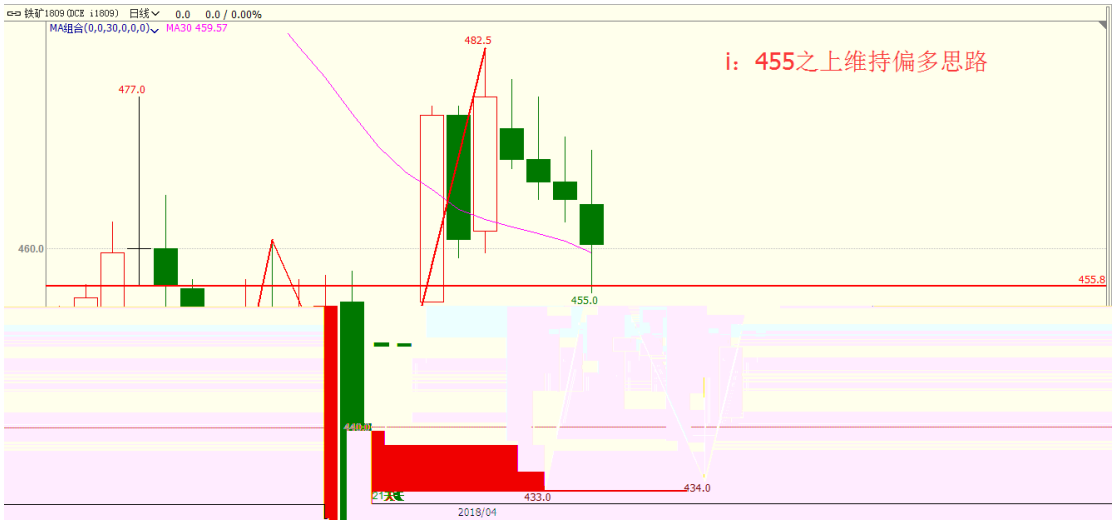
铁矿1809(DCE i1809) 日线 0.0 0.0 / 0.00%
MA组合(0,0,30,0,0,0) MA30 459.57
482.5
477.0
i：455之上维持偏多思路
460.0
455.8
455.0
433.0
434.0
2018/04