

2018 10 29



jytzzx@jyqh.com.cn
021-68555105

SC1812

531.1 / 538.3 / 2.45% 1798454

39970 WTI 67.59 / 2.44% Brent

77.62 / 2.71% WTI Brent

1200 /

OPEC

OPEC OPEC+ 11 111%

9 100 / 70 /

WTI

contango 11 4

11

11

20%

SWIFT

8

1100

10 1

11 31 EIA

2018 10 19

116

350

17

INE

OPEC

SC1812	539.5	553.2	-13.7	-2.48%	/
WTI	67.59	69.28	-1.69	-2.44%	/
Brent	77.62	79.78	-2.16	-2.71%	/
WTI-Brent	10.03	10.5	-0.47	-4.48%	/
WTI1812-WTI1901	10.13	11.82	-1.69	-14.30%	/
Brent1812-Brent1901	14.05	16.21	-2.16	-13.33%	/
WTI	67.59	68.65	-1.06	-1.54%	/
Brent	77.57	79.37	-1.8	-2.27%	/
OPEC	75.04	78.15	-3.11	-3.98%	/
	74.23	78.12	-3.89	-4.98%	/
	74.46	78.37	-3.91	-4.99%	/
NYMEX	181.57	191.67	10.1	5.27%	/
NYMEX	230.76	230.88	0.12	0.05%	/
ICE	709	710.25	1.25	0.18%	/

Bloomberg Wind

1

1973

2

(IEA)

3

1070

/

1100

/

1200

/

(

)

20

/

4

2019

2019

85

5

9

99.02

/

8

	97.45	/	7		97.55	/			
6				9			2.4%	1518	
			8					0.2%	
			14113			1.9%			
7	9					4.9%		1254	/ 8
				8		1190	/		
8			9			7	52.5%	8	59%
9			67%				8	80%	84%
9			Khalid Al-Falih		OPEC				
							1100		
								1200	/
10			Novak	10		15	/		
2018			1200	/					
11			Perez		2018			54	/
12						11			
							20%		
									SWIFT
13						8			
			1100					10	1
11	31				2018	10	19		
			116				350		
17									
14	RefinitivEikon				Cheniere Energy			Sabine Pass	
			11	11					
15				2019				120	/

150 /

2019 10

16 11

11 4

17

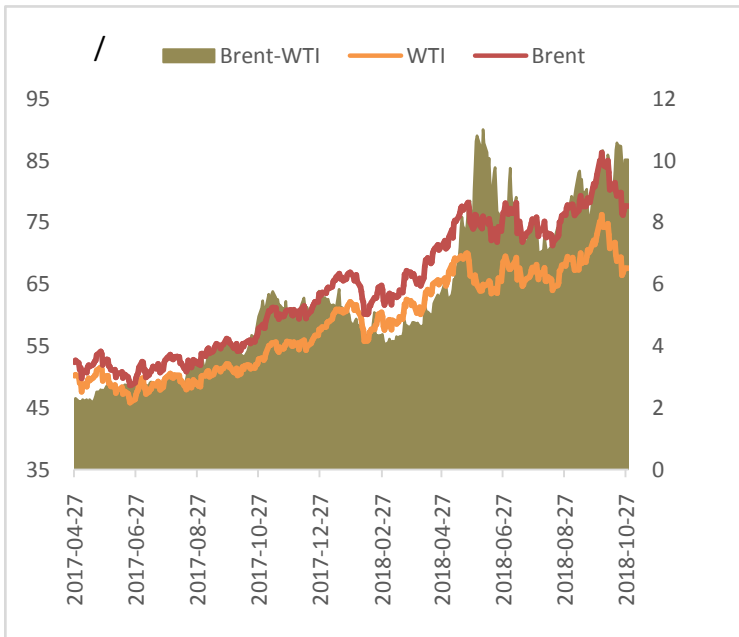
9

100 / 70 /

18

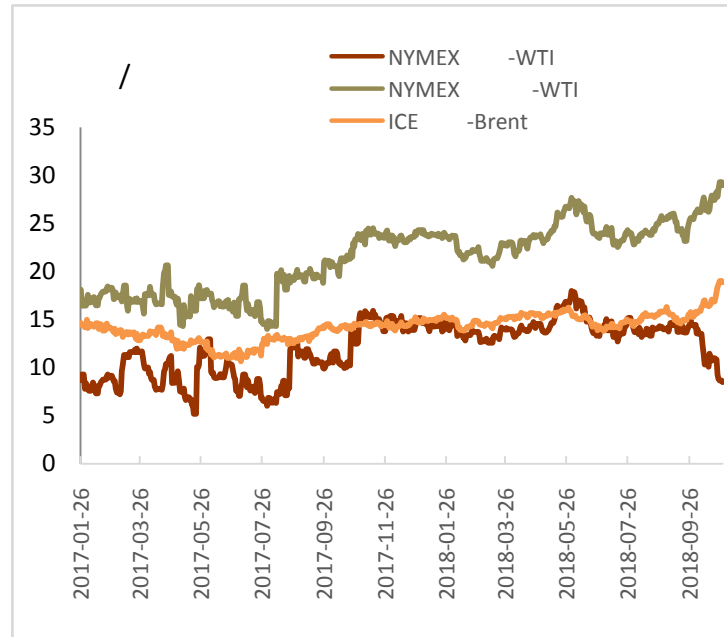
OPEC

1 WTI Brent

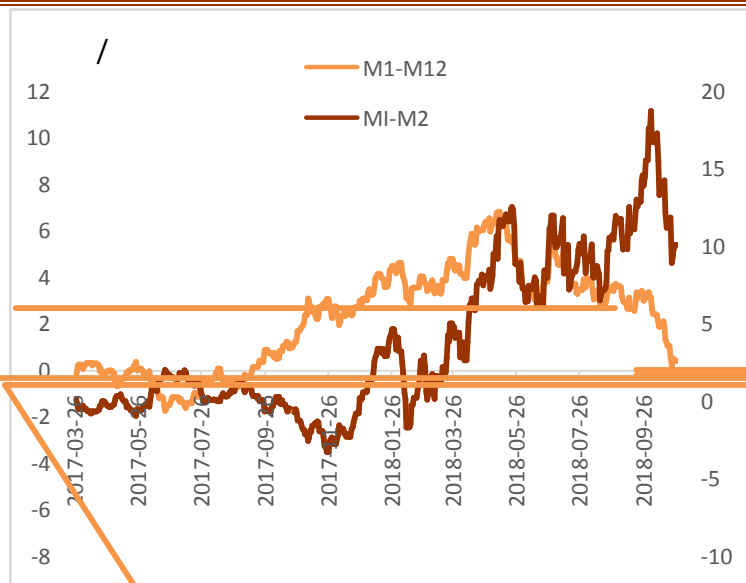


3 WTI

2



4 Brent



5

Bloomberg Wind

EIA	2018	10	19	4.22787
635			2.2933	483
1.30376		226		2999.9

137.1

89.2%

0.4

767.8

6.3

218

39.8

1090

139.3

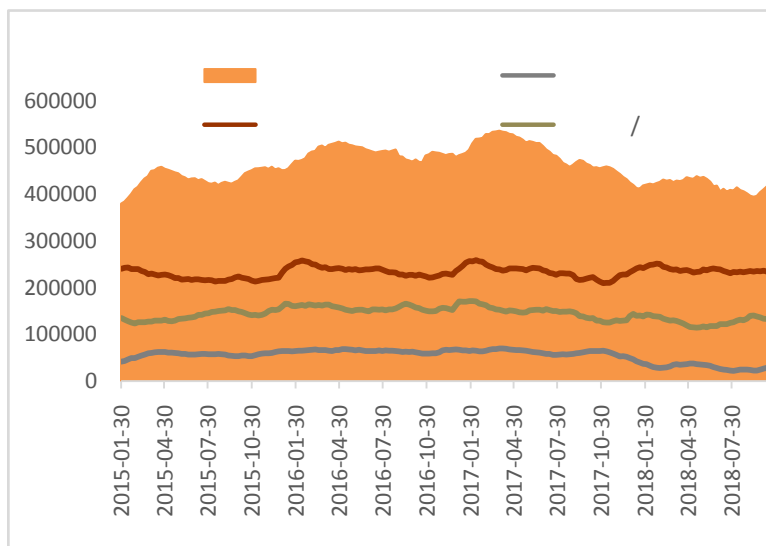
10 26

2 875

2015 3

6

7



8

9



WTI

	(CFTC)	10	23
NYMEX	455278		37951
585412	29011	1301234	8940

10WTI

11 WTI

400-700-0188



273

021-68559999

021-68550055

300

2603 2904

021-68400688

3069

A 2908

0755-82874655

69

1201

0371-65613449

67

D 705

0411-84803386

1287

A2506

0562-5819717

